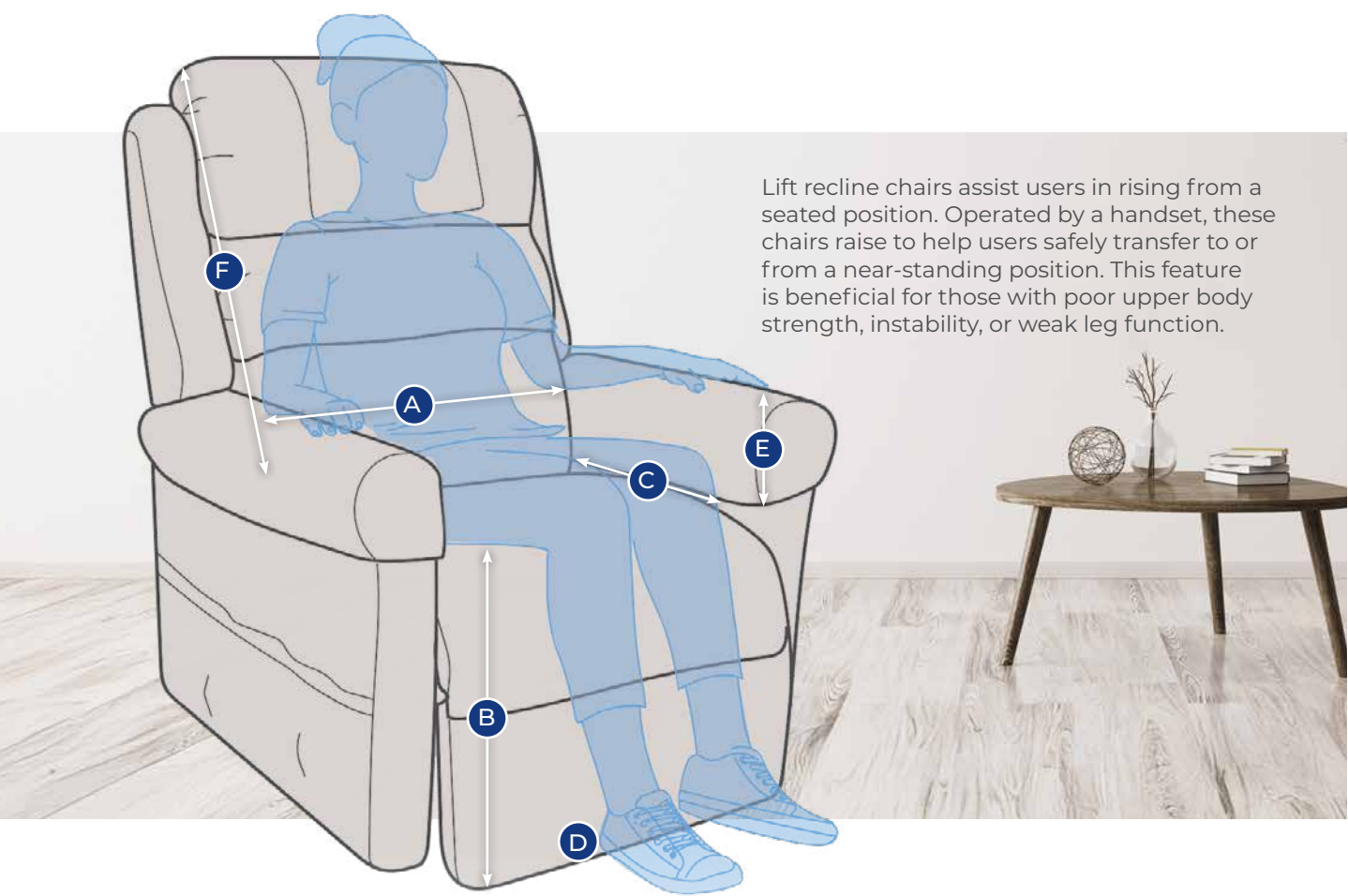




LIFT RECLINE CHAIR RANGE



HOW TO CHOOSE YOUR LIFT RECLINE CHAIR



A. Chair/Seat Width

Determines the width at the widest part of the person (buttocks, hips, or knees). The ideal seat width would have approximately 2 - 5 cm space allowance at either side of the width measurement to ensure that it does not put any undue pressure on the sides of the body and legs.

B. Seat-to-floor Height/Seat Height

Ensure the seat height is low enough that the user can reach their bottom back to safely utilise the whole seat and safely balanced sit, whilst not being too low to prevent them getting back up. Their feet should be flat on the floor.

C. Seat Depth

Determines the ideal seat length, measure from the back of the buttocks to behind the knee and subtract 2-5 cm. When seated upright, there should be a 2-3 finger-width gap behind the knee to avoid pressure that could affect circulation.

D. Heel Placement

The end of the leg raiser should reach to the back of the ankle (in line with the ankle bone) when in the raised-up position. This is to avoid any undue pressure on the heel.

E. Armrest Height

Make sure the shoulder is supported, but not unnaturally high. The user's elbow should be bent at 90 degrees and sit comfortably on the armrest.

F. Backrest Height

Determines the length from the top of a person's head to the seat.



Full Recliner Seating Sizing Guide

Correct measurement and sizing of the chair are essential to meet the user's needs and prevents causing undue problems

GABRIEL X FIVE ACTION 5 MOTOR LIFT RECLINE CHAIR



- **Zero Gravity Tilt-in-space** positioning reduces forces on the lower back and improves circulation
- **Five Action:** Back recline, leg raise, lumbar support, independent tilt, and headrest ideal for watching TV when reclined
- **Four Function Massage:** Zoned air cells alternate to relieve tight, painful lower back muscles
- **Electric Headrest Adjustment:** Offers customisable neck support at the press of a button
- **Legrests Extend** to provide a longer support under the lower legs, beneficial for taller people
- **Adjustable Seat Heating:** Offers comfort and relief for sore muscles and joints
- **USB A and USB C Charging:** Located conveniently in the armrest so users can charge devices while browsing
- **All-day Battery Backup:** A lithium-ion battery ensures continued operation during power outages, supporting safety and independence

Zero Gravity Tilt-in-space

Back Recline

Leg Raise

Power Lumbar

Power Headrest


Seat Heating

4 Function Massage

Code	Colour	Size	Seat Height	Seat Depth	Seat Width	Backrest Height	Overall Height	Overall Width	SWL
CHP227591	Dark Grey	Small	475mm	450mm	490mm	710mm	1100mm	850mm	150kg
CHP227596	Ebony	Large	500mm	520mm	530mm	780mm	1170mm	900mm	155kg

RAPHAEL X QUATTRO ACTION

4 MOTOR LIFT RECLINE CHAIR



Classic Backrest Cushion
Optional*

- **Available in Five Sizes:** Petite, Small, Medium, Large and Maxi, ensuring the perfect fit for all users
- **Quattro Action:** Independent back recline, lift, legrest, lumbar support and headrest adjustment
- **Interchangeable Backrest Cushions** with zippers allows personalised postural adjustment
- **Integrated Footrest Extension** helps with fatigue and improves lower limb comfort
- **Premium Upholstery Options:** Modern microsuede and leather-look vinyl finishes, with local customisation on request
- **Backlit Hand Control with USB Charging:** Illuminated buttons for low-light visibility and a built-in USB port for convenient device charging from the chair
- **All-day Battery Backup:** A lithium-ion battery ensures continued operation during power outages, supporting safety and independence
- **Options to Bring Style and Class** to any environment via custom order form*



*Custom Order Form



2 YEAR WARRANTY



Back Recline



Leg Raise



Power Lumbar



Power Headrest



Golden Grain Microsuede



Marina Grey Microsuede



Nordic Stone Vinyl



Custom Upholstery*

Code	Colour	Size	Seat Height	Seat Depth	Seat Width	Backrest Height	Overall Height	Overall Depth	Overall Width	Distance from Wall	SWL
CHP227640 CHP227641 CHP227642	Golden Grain Marina Grey Nordic Stone	Petite**	450mm	450 - 475mm	470mm	630mm	1060mm	840mm	820mm	420mm	130kg
CHP227650 CHP227651 CHP227652	Golden Grain Marina Grey Nordic Stone	Small	450mm	480 - 505mm	500mm	630mm	1060mm	870mm	850mm	400mm	130kg
CHP227660 CHP227661 CHP227662	Golden Grain Marina Grey Nordic Stone	Medium	470mm	500 - 525mm	525mm	680mm	1100mm	900mm	875mm	400mm	130kg
CHP227670 CHP227671 CHP227672	Golden Grain Marina Grey Nordic Stone	Large	500mm	530 - 555mm	550mm	720mm	1100mm	910mm	900mm	420mm	130kg
CHP227680 CHP227681 CHP227682	Golden Grain Marina Grey Nordic Stone	Maxi	510mm	540 - 565mm	650mm	675mm	1120mm	910mm	1020mm	420mm	180kg

**The Petite model is designed without a leg extension, catering to the needs of shorter users.

REMBRANDT FIVE ACTION

5 MOTOR LIFT RECLINE CHAIR



Canyon Walnut Microsuede



- **Available in Contemporary Large Size** to suit larger user
- **Five Action:** Back recline, leg raise, lumbar support, independent tilt, and headrest ideal for watching TV when reclined
- **Zero Gravity Tilt-in-space** positioning reduces forces on the lower back and improves circulation
- **Integrated Wireless Phone Charger** for convenient charging
- **Seat and Backrest Heating** for improved climate control
- **Genuine Shiatsu Massage** in backrest provides an exceptional seating experience
- **Legrests Extend** to provide a longer support under the lower legs, beneficial for taller people
- **Memory Pre-set Positioning** to capture the users most comfortable position with the press of a button
- **All-day Battery Backup** ensures continued operation during power outages, supporting safety and independence



Zero Gravity Tilt-in-space



Back Recline



Leg Raise



Power Lumbar



Power Headrest



4 Function Massage



Seat Heating

Code	Colour	Size	Seat Height	Seat Depth	Seat Width	Backrest Height	Overall Height	Overall Width	SWL
CHP227550	Canyon Walnut	Large	495mm	535mm	560mm	600mm	1095mm	1015mm	159kg

MATISSE QUATTRO ACTION

4 MOTOR LIFT RECLINE CHAIR



Santa Barbara
Fog Microsuede

- Available in **Petite and Large Sizes** fit to the user's body shape, improving comfort, posture and safety when standing
- **Quattro Action Recliner** with back recline and lift, legrest, lumbar support and headrest adjustments
- **Integrated Lift and Recline Functions** to assist sitting and standing
- **Adjustable Headrest**, ideal for watching TV whilst reclined
- **Integrated Leg Extension** helps to comfortably support lower legs for a wide range of user heights
- **Large Side Storage Pockets** ideal for books and newspapers
- **All-day Battery Backup** ensures continued operation during power outages, supporting safety and independence
- **Backlit Hand Control** and integrated USB charging are simple and convenient



Back
Recline



Leg
Raise



Power
Lumbar



Power
Headrest

2 YEAR
WARRANTY



SWL
136kg



SWL
159kg

Code	Colour	Size	Seat Height	Seat Depth	Seat Width	Backrest Height	Overall Height	Overall Width	Distance from Wall	SWL
CHP227555	Fog Microsuede	Petite	455mm	455mm	510mm	560mm	1015mm	915mm	700mm	136kg
CHP227560	Fog Microsuede	Large	500mm	545mm	570mm	730mm	1065mm	965mm	580mm	159kg

DA VINCI QUATTRO ACTION

4 MOTOR LIFT RECLINE CHAIR

- **Contemporary Medium Size** available
- **Quattro Action**: Back recline, leg raise, lumbar support and headrest ideal for watching TV when reclined
- **Integrated Lift and Recline Functions** for easy sit-to-stand and maximum comfort
- **Soft Microsuede** upholstery finishes
- **Backlit Hand Control** with integrated USB charging point
- **Chaise Padding Design** fully supports legs, redistributing pressure



Back
Recline



Leg
Raise



Power
Lumbar



Power
Headrest



SWL
159kg

2 YEAR
WARRANTY



Latte
Microsuede



Gunmetal
Microsuede

Code	Colour	Size	Seat Height	Seat Depth	Seat Width	Backrest Height	Overall Height	Overall Width	SWL
CHP227500	Latte	Medium	480mm	530mm	530mm	630mm	1050mm	870mm	159kg
CHP227510	Gunmetal	Medium	480mm	530mm	530mm	630mm	1050mm	870mm	159kg

RENOIR QUATTRO ACTION

4 MOTOR LIFT RECLINE CHAIR



Dusk
Microsuede



Back
Recline



Leg
Raise



Power
Lumbar



Power
Headrest

- **Three Sizes** help match the chair's fit to the user's body shape, improving comfort, posture and safety when standing
- **Quattro Action:** Back recline, leg raise, Lumbar support and headrest ideal for watching TV when reclined
- **Integrated Leg Extension** helps to comfortably support lower legs for a wide range of user heights
- **Large Side Storage Pockets**, ideal for books and newspapers
- **Ergonomic Backrest Design** reduces pressure off the lower sacral area
- **Backlit Hand Control and Integrated USB Charging** are simple and convenient
- **All-day Battery Backup** ensures continued operation during power outages, supporting safety and independence
- **4x Swivel Castors** allow the chair to be moved around with ease



Code	Colour	Size	Seat Height	Seat Depth	Seat Width	Backrest Height	Overall Height	Overall Width	SWL
CHP227575	Dusk Microsuede	Small	450mm	510mm	510mm	660mm	1010mm	750mm	130kg
CHP227580	Dusk Microsuede	Medium	470mm	530mm	550mm	760mm	1060mm	800mm	130kg
CHP227585	Dusk Microsuede	Large	470mm	530mm	590mm	760mm	1060mm	830mm	130kg

MONET DUAL ACTION

2 MOTOR LIFT RECLINE CHAIR



Zero
Gravity



Full
Recline



Power
Headrest



Seat
Heating



Canyon Ocean
Microsuede

- **Contemporary Large Size** available
- **Dual Action Design** creates infinite positioning via independent backrest and legrest adjustment
- **Backlit Hand Control and Integrated USB Charging** are simple and convenient
- **Seat and Backrest Heating** for improved climate control
- **Zero Gravity Pre-set Positioning** creates a feeling of weightlessness
- **All-day Battery Backup** ensures continued operation during power outages, supporting safety and independence



Code	Colour	Size	Seat Height	Seat Depth	Seat Width	Backrest Height	Overall Height	Overall Width	SWL
CHP227540	Canyon Ocean	Large	495mm	535mm	560mm	570mm	1065mm	1065mm	159kg

POSTUREFIT CONFIGURABLE

3 MOTOR PRESSURE CARE LIFT RECLINE CHAIR



- **Tri-Action Chair:** Features powered headrest in addition to the independent back and leg motion
- **Zero Gravity Positioning:** Relieves lower back pressure for pain management when fully reclined
- **Integrated Footrest Extension:** Fits most user heights without altering the chair's legrest or height
- **Tool-free Seat Depth and Width Adjustment:** Easily adjust the backrest for two seat depths and interchange armrests for two seat widths, both with a 50mm range
- **Backrest Cushions Have Adjustable Filling** and support wedges are also available to meet unique postural requirements
- **Effortless Mobility and Safety:** Large castors engage via a rear foot pedal, ensuring stability and preventing tipping
- **Transport Mode:** Electrical functions deactivate when mobile for safety
- **Medical Grade Foam:** High density foam allows for prolonged periods of sitting
- **Integrate Third-party Cushions** like ROHO seamlessly with pre-cut seat structure, maintaining performance and infection control
- **Battery Backup** to maximise safety and independence

2 YEAR WARRANTY
Frame & Electronics

1 YEAR WARRANTY
Handset & Cables

SWL
160kg

Code	Colour	Size	Seat Height	Seat Depth	Seat Width	Backrest Height	Overall Height	Overall Width	SWL
CHP198250	Black	Small/Medium	490mm	475 - 525mm	485 - 535mm	740mm	1140mm	760 - 810mm	160kg
CHP198260	Black	Medium/Large	490mm	525 - 575mm	535 - 585mm	790mm	1180mm	820 - 870mm	160kg

ALTITUDE VERTICAL

2 MOTOR PRESSURE CARE LIFT RECLINE CHAIR



- **Vertical Lift and Footrest Incline** relieves strain on carer when attending to clinical needs, podiatry needs, assisted feeding, etc.
- **USB Connectivity:** Charge smart devices at leisure or during extended periods of treatment
- **Built-in Battery Pack** for full chair functionality without having to use a power cord
- **Hand Control:** Large backlit buttons make operation a simple process and enhance user independence
- **Designed to Accommodate a ROHO® Cushion** in low to mid profile (or equivalent) Recommended cushion size: 18 x 20in
- **Oncology Armrest Option:** Designed to enhance patient comfort, the wide forearm support assists with effective administration of treatment such as blood transfusions
- **Armrest Table Option** for nutrition and hydration during extended treatment periods
- **TENTE Castors:**
2 x 100mm Total Locking (Rear)
2 x 100mm Directional Locking (Front)

SWL
150kg

2 YEAR WARRANTY
Frame, Motor & Mechanism

1 YEAR WARRANTY
Battery & Hand Control

Code	Colour	Size	Seat Height	Seat Depth	Seat Width	Backrest Height	Overall Height	Overall Width	Overall Length	SWL
CHP227700	Beige & Bitter Chocolate	Medium	560 - 700mm	520mm	510mm	710mm	1200 - 1340mm	710mm	800mm	150kg

SIGNATURE 2 DUAL ACTION

2 MOTOR LIFT RECLINE CHAIR



Mink
Microsuede



Lagoon
Microsuede




Heritage Vinyl




Custom
Upholstery*






Mink
Microsuede



Lagoon
Microsuede



Heritage Vinyl

2

YEAR
WARRANTY




SWL
145kg

- **Available in Three Sizes:** small, medium, and large
- **Dual Motor:** lift with independent back and leg adjustment
- **Integrated Leg Extension** helps to comfortably support lower legs for a wide range of user heights
- **Depth Adjustable Seat:** a choice of two depths settings in 1" (25mm) increments for custom comfort and positioning at setup


- **Integrated Lithium Battery** backup included
- **Backlit Hand Control** with integrated USB charging point
- **Four Swivel Castors** allow the chair to be moved around with ease

2

YEAR
WARRANTY



SWL
155kg



*Custom
Order Form

Code	Colour	Size	Seat Height	Seat Depth	Seat Width	Backrest Height	Overall Height	Overall Width	SWL
CHP228200	Mink Warwick	Small	480mm	460 - 385mm	480mm	580mm	980mm	740mm	155kg
CHP228210	Lagoon Warwick								
CHP228220	Heritage								
CHP228230	Mink Warwick	Medium	480mm	490 - 515mm	510mm	620mm	1050mm	780mm	155kg
CHP228240	Lagoon Warwick								
CHP228250	Heritage								
CHP228260	Mink Warwick	Large	500mm	510 - 535mm	540mm	650mm	1110mm	820mm	155kg
CHP228270	Lagoon Warwick								
CHP228280	Heritage								

**Adjustable Neck Pillow CHP197781 Mink Warwick CHP197783 Lagoon Warwick CHP197782 Heritage

SIGNATURE 2 SINGLE ACTION

1 MOTOR LIFT RECLINE CHAIR



- **Three Sizes** help match the chair's fit to the user's body shape, improving comfort, posture and safety when standing
- **Single Motor:** lift with simultaneous back and leg adjustment
- **Space Saver:** the backrest and seat move forward within the chair frame during the recline action allowing closer positioning of the chair to a wall and overall smaller footprint

- **Adjustable Seat Depth** ensures correct positioning and safer transfers for a wide range of users
- **Backlit Hand Control** and integrated USB charging are simple and convenient
- **Swivel Castor Wheels** enable easy movement of the chair for cleaning or repositioning

Code	Colour	Size	Seat Height	Seat Depth	Seat Width	Backrest Height	Overall Height	Overall Width	SWL
CHP228100	Mink Warwick	Small	480mm	460 - 485mm	480mm	580mm	980mm	740mm	145kg
CHP228110	Lagoon Warwick								
CHP228120	Heritage								
CHP228130	Mink Warwick	Medium	480mm	490 - 515mm	510mm	620mm	1050mm	780mm	145kg
CHP228140	Lagoon Warwick								
CHP228150	Heritage								
CHP228160	Mink Warwick	Large	500mm	510 - 535mm	540mm	650mm	1110mm	780mm	145kg
CHP228170	Lagoon Warwick								
CHP228180	Heritage								

**Adjustable Neck Pillow CHP197781 Mink Warwick CHP197783 Lagoon Warwick CHP197782 Heritage

MONTANA X MAXI SINGLE ACTION

1 MOTOR LIFT RECLINE CHAIR



Full Recline



Golden Grain Microsuede

- **Trusted Bariatric Design:** 220kg high safe working load and generous seating surface
- **Refined, Contemporary Design:** Larger, plush armrests provide extra comfort while maintaining a streamlined look that suits home environment
- **Integrated Footrest Extension:** Reduce fatigue and lower limb swelling by improving healthy circulation
- **Protective Covers for High-wear Areas:** Removable headrest and armrest covers keep your chair clean, stylish, and long-lasting
- **Commercial-grade Seat Cushioning:** Enhances comfort and durability, providing lasting support
- **Promotes Independent Daily Living:** Simple 2-button handset assists users with cognitive or visual challenges
- **All-day Battery Backup:** Reliable Lithium-ion battery ensures continuous operation during power outages, maintaining your safety and independence



2 YEAR WARRANTY



Code	Colour	Size	Seat Height	Seat Depth	Seat Width	Backrest Height	Overall Height	Overall Width	SWL
CHP227401	Golden Grain	Maxi	510mm	530mm	640mm	670mm	1060mm	1010mm	220kg

MONTANA HD DUAL ACTION

2 MOTOR LIFT RECLINE CHAIR



Back Recline



Leg Raise



**160kg Legrest Weight Capacity



Barley Vinyl



Custom Upholstery*

- **Dual Action:** Independent back recline and leg raise
- **True Bariatric Seating:** 254kg and 450kg options available
- **Custom Sizing:** Specify the seat width, depth, height and armrest height. This option is available via the custom order form*
- **Huge 160kg Legrest Weight Capacity:** loads of up to 160kg on HD254 model and 140kg on HD450 model**
- **Configurable Backrests:** Optional alternative backrests are available on custom made chairs including laterally*

Optional Backrests*



Immersion Cushion



Waterfall Cushion



*Custom Order Form



LIMITED LIFETIME WARRANTY

3 YEAR LIMITED WARRANTY

2 YEAR LIMITED WARRANTY

MADE IN SYDNEY

Code	Colour	Size	Seat Height	Seat Depth	Seat Width	Backrest Height	Overall Height	Overall Width	**Legrest SWL	SWL
CHP227405	Barley Vinyl	HD254	500mm	500mm	650mm	810mm	1270mm	900mm	160kg	254kg
CHP227410	Barley Vinyl	HD450	500mm	500mm	850mm	810mm	1270mm	1100mm	140kg	450kg

Note: Lifetime warranty frame, 3 year warranty upholstery and 2 year warranty mechanism and electronics

IDAHO DUAL ACTION

2 MOTOR LIFT RECLINE CHAIR

- Contemporary Medium Size available
- **Dual Action:** Independent back recline and leg raise
- **Generous Padding in Backrest** for improved lumbar support
- **Gentle Tapered Armrests** suit the modern home environment



Adjustable Neck Pillow
Optional*



Back
Recline



Leg
Raise



Charcoal
Fabric



Latte
Vinyl



Code	Colour	Size	Seat Height	Seat Depth	Seat Width	Backrest Height	Overall Height	Overall Width	SWL
CHP227160	Charcoal	Medium	480mm	480mm	480mm	620mm	1100mm	800mm	150kg
CHP227165	Latte	Medium	480mm	480mm	480mm	620mm	1100mm	800mm	150kg

*Adjustable Neck Pillow CHP227171 Charcoal Fabric CHP227172 Latte Vinyl

OREGON SINGLE ACTION

1 MOTOR LIFT RECLINE CHAIR

- Contemporary Medium Size available
- **Single Motor:** Back and legs move simultaneously
- **Generous Padding** in backrest for improved lumbar support
- **Gentle Tapered Armrests** suit the modern home environment



Adjustable Neck Pillow
Optional*



Full
Recline



Charcoal
Fabric



Latte
Vinyl



Code	Colour	Size	Seat Height	Seat Depth	Seat Width	Backrest Height	Overall Height	Overall Width	SWL
CHP227150	Charcoal	Medium	480mm	480mm	480mm	620mm	1100mm	800mm	150kg
CHP227155	Latte	Medium	480mm	480mm	480mm	620mm	1100mm	800mm	150kg

*Adjustable Neck Pillow CHP227171 Charcoal Fabric CHP227172 Latte Vinyl

MAUI DUAL ACTION

2 MOTOR LIFT RECLINE CHAIR



Back Recline



Leg Raise



Mocha Quilted Upholstery

- **Contemporary Medium Size** available
- **Dual Action:** Back recline and leg raise
- **Backlit Hand Control** with integrated USB charging point
- **Memory Foam Seating Surface:** Improves comfort and helps to facilitate pressure redistribution

2 YEAR WARRANTY

SWL 130kg

Code	Colour	Size	Seat Height	Seat Depth	Seat Width	Backrest Height	Overall Height	Overall Width	SWL
CHP227110	Mocha	Medium	500mm	500mm	540mm	630mm	1100mm	780mm	130kg

COMPLIMENTARY PRODUCTS

OVERCHAIR TABLE

Nestles around your favourite recliner, chair or bed.

A contoured design with a curved edge for arm comfort and added support. Its adjustable width (up to 1120mm) and height cater to recliners, chairs, or beds, while locking castors provide mobility and stability.



Aspire Overchair Table Details



Beech Laminate Table Top Grey Frame



Overchair Table CHP227110

UNIVERSAL LIFT RECLINE CHAIR PROTECTOR

Keeps your premium lift recliner chair pristine and protected.

Crafted from heavy-duty, waterproof fabric with a soft quilted finish, this durable shield guards against spills, scratches, and everyday wear while adding a layer of plush comfort.



Universal Chair Protector Details



Waterproof Fabric



Chair Protector CHP227600

Visit our website to explore our full range of products and available resources.



Aidacare Resources Library



aspire™ SPECIFICATIONS



GOLD RANGE							
	Gabriel X			Raphael X			
Functions	Five Action			Quattro Action			
Motor	5 Motor			4 Motor			
Size	Small	Large	Petite	Small	Medium	Large	Maxi
Seat Height	475mm	500mm	450mm	450mm	470mm	500mm	510mm
Seat Depth	450mm	520mm	450 - 475mm	480 - 505mm	500 - 525mm	530 - 555mm	540 - 565mm
Seat Width	490mm	530mm	470mm	500mm	525mm	550mm	650mm
Backrest Height	710mm	790mm	630mm	630mm	680mm	720mm	675mm
Overall Height	1100mm	1170mm	1060mm	1060mm	1100mm	1100mm	1120mm
Overall Width	850mm	900mm	820mm	850mm	875mm	900mm	1020mm
SWL	150kg	155kg	130kg	130kg	130kg	130kg	180kg
Warranty	2 Years	2 Years	2 Years	2 Years	2 Years	2 Years	2 Years
AUST R ARTG No.			306075	306075	306075	306075	306075



GOLD RANGE			SILVER RANGE			
	PostureFit		Altitude	Signature 2		Signature 2
Functions	Pressure Care/ Configurable		Pressure Care/ Vertical Lift	Single Action		Dual Action
Motors	3 Motor		2 Motor	1 Motor		2 Motor
Size	Small	Medium	Small/Medium	Small	Medium	Large
Seat Height	490mm	490mm	560 - 700mm	480mm	480mm	500mm
Seat Depth	475 - 525mm	525 - 575mm	520mm	460 - 485mm	490 - 515mm	510 - 535mm
Seat Width	485 - 535mm	535 - 585mm	510mm	480mm	510mm	540mm
Backrest Height	740mm	790mm	710mm	580mm	620mm	650mm
Overall Height	1140mm	1180mm	1200 - 1340mm	980mm	1050mm	1110mm
Overall Width	760 - 810mm	820 - 870mm	710mm	740mm	780mm	780mm
SWL	160kg	160kg	150kg	Single145kg Dual 155kg	Single145kg Dual 155kg	Single145kg Dual 155kg
Warranty	1 - 2 Years	1 - 2 Years	1 - 2 Years	2 Years	2 Years	2 Years
AUST R ARTG No.				230186	230186	230186

2 year limited warranty, for details refer to respective lift recline chair user manuals.



GOLD RANGE							
Rembrandt	Matisse		Da Vinci	Renoir		Monet	
Five Action	Quattro Action		Quattro Action	Quattro Action		Dual Action	
5 Motor	4 Motor		4 Motor	4 Motor		2 Motor	
Large	Petite	Large	Medium	Small	Medium	Large	Large
495mm	455mm	500mm	480mm	450mm	470mm	470mm	495mm
535mm	455mm	546mm	500mm	510mm	530mm	530mm	535mm
560mm	510mm	571mm	530mm	510mm	550mm	590mm	560mm
600mm	560mm	730mm	630mm	660mm	700mm	700mm	570mm
1095mm	1015mm	1067mm	1050mm	1010mm	1060mm	1060mm	1065mm
1015mm	915mm	965mm	870mm	750mm	800mm	830mm	890mm
159kg	136kg	159kg	159kg	130kg	130kg	130kg	159kg
2 Years	2 Years	2 Years	2 Years	2 Years	2 Years	2 Years	2 Years
216484	216484	216484	216484	306075	306075	306075	216484



BRONZE RANGE					
Montana X Maxi	Montana HD		Idaho	Oregon	Maui
Single Action	Dual Action		Dual Action	Single Action	Dual Action
1 Motor	2 Motor		2 Motor	1 Motor	2 Motor
Maxi	HD254	HD450	Medium	Medium	Medium
510mm	500mm	500mm	480mm	480mm	500mm
530mm	500mm	500mm	480mm	480mm	500mm
640mm	650mm	850mm	480mm	480mm	540mm
670mm	810mm	810mm	620mm	620mm	630mm
1060mm	1270mm	1270mm	1100mm	1100mm	1100mm
940mm	900mm	1100mm	800mm	800mm	780mm
220kg	254kg	450kg	150kg	150kg	130kg
2 Years	2 - 3 Years		2 Years	2 Years	2 Years
306075	306075	306075	306075	306075	306075

Tested to International Standards.

UPHOLSTERY AND SWATCHES

GENUINE LEATHER LA CASA RANGE

Luxurious artisan leathers with a soft glove-like texture will retain their unique suppleness, provided they are regularly cared for. These leathers are produced and tested to international standards for properties such as rubbing, flex resistance, light fastness, thickness and strength. Commercial quality fabric for long lasting durability.



SOFT TOUCH FABRIC MANISA RANGE

The soft touch weave and diverse colour palette makes the Manisa ranges highly practical and functional solution. These fabrics are comforting, easy to clean and durable, yet still soft to touch. Commercial quality fabric for long lasting durability.



2 YEAR WARRANTY
Fabric

MICROSUEDE EASTWOOD RANGE

Suede like texture combined with high-performance characteristics ensures this fabric remains easy to clean and maintain. Commercial quality fabric for long lasting durability.



HEALTHCARE VINYL LUSTRELL RANGER RANGE

High performance vinyl with HealthGuard Antibacterial and Antimicrobial treatment to assist with infection control and hygiene. Commercial quality fabric for long lasting durability.



Note: All colour swatches shown may not be a true representation of the actual product and should be used as a guide only. Warranty applies when fabric is used in accordance with Warwick performance ratings and care instructions.



ASBR26.9.14.0525