



# POSTUREPRO CHAIRS ASSESSMENT FORM

Prescriber Name: \_\_\_\_\_  
 Phone Number: \_\_\_\_\_  
 Email: \_\_\_\_\_  
 Funding Body: \_\_\_\_\_

Client Name: \_\_\_\_\_  
 Phone Number: \_\_\_\_\_  
 Address: \_\_\_\_\_

POSTUREPRO | CODE - **CHP231600** | SWL - **140KG**  
 POSTUREPRO PLUS | CODE - **CHP231610** | SWL - **140KG**

Measurement	Select (mm)	Measurement	Select (mm)
Seat Depth (Range Available) Please specify required depth: 450mm as standard	450 - 540	Seat to Footrest height 460mm as standard	410 435 460 485 510
Seat Width (Range Available) Please specify required width: 400mm as standard	330 - 530	Footrest Angle Angle measured between Itegrest and footrest	90 96 102
Seat to Floor Height 530mm as standard	530 560 590	Armrest Height 175mm as standard	175 215 255
Legrest Depth Please specify required length: 20mm as standard	20 - 140	Armrest Depth 0mm as standard	0 25 50 75



Measured from front of Armrest

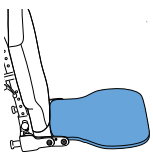
## Measurement

### Castors

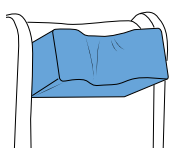
100mm single castors (Set of 4 Standard)

100mm dual castors (Set of 4 Option)  
 13mm spacers are required when fitting.  
 These are provided in the kit

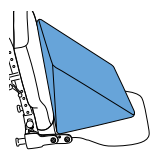
## Accessories Items highlighted in blue



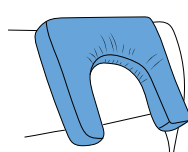
1" Footrest Padding  
CHP231650



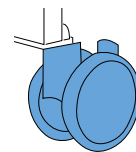
Concave Pillow  
CHP231660



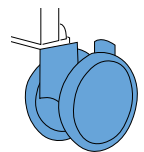
Legrest Wedge  
CHP231670



Horse Shoe Pillow  
CHP231680



Twin Total Locking Castor  
GSP511900



Twin Directional Locking Castor  
GSP511905

# CHAIR ASSESSMENT AND SITE INSPECTION CHECK LIST

After assessment please fill out the below form prior to ordering the chair

## External Movement

---

Alternative entry access points: \_\_\_\_\_

Are there steps?    Yes    No    If yes, How many?    \_\_\_\_\_

Is the property accessible easily?    Yes    No    Comments:    \_\_\_\_\_

Please give extra information if any: \_\_\_\_\_

---

## Internal Movement

---

Are the door and hallway wide enough to move the Chair?    Yes    No

Does the chair have to go upstairs?    Yes    No

Is there a lift?    Yes    No    If yes please mention the lift dimensions (L x W x H):

Is the location and space adequate for the chair?    Yes    No

Is there a power outlet close to the chairs desired location?    Yes    No

## Additional Information:

---

### AIDACARE PTY LTD

Building 3A, 1 Moorebank Avenue,  
Moorebank NSW 2170 Australia