

MOBILITY



Bariatric Swan Neck Walking Stick

WAS744750
SWL 226kg



Aspire XL Seat Walker

WAF750020SL - Silver
SWL 180kg



Aspire Vogue Adventure Walker

WAF705450
SWL 200kg



Freedom HD Genesis 3 Seat Walker

WAF750335 - 550mm
SWL 230kg



Aspire Evoke 2 HD

Various sizes available
SWL 190kg



Aspire XL 4 Wheel Scooter HS928

SCT671310 - Silver
SWL 226kg

RENT IT TODAY

Did you know that Aidacare offers a comprehensive range of equipment for rent? We've got you covered should you need any products for home care and recovery!

Scan the QR code or visit aidacare.com.au/products/hire for more details.



MAKE IT YOURS

Alternatively, you can purchase the items you're after and make them yours today. See our website for more information or speak to your local showroom staff for assistance.

For a **list of all our branches** scan the QR code or use the find a store function on our website.



PRINT AND DIGITAL RESOURCES

Check out our resources at aidacare.com.au or scan in the QR code below.



aidacare.com.au



NATIONAL COVERAGE

Located across all states of Australia, Aidacare have showrooms in capital city and regional locations. We also have network partners covering other areas, so our products are easily accessible.

Visit our showrooms and our expert, friendly staff are there to assist with all your needs. To find your nearest showroom go to aidacare.com.au or call **1300 133 120**.

'Solutions for Living' Collection

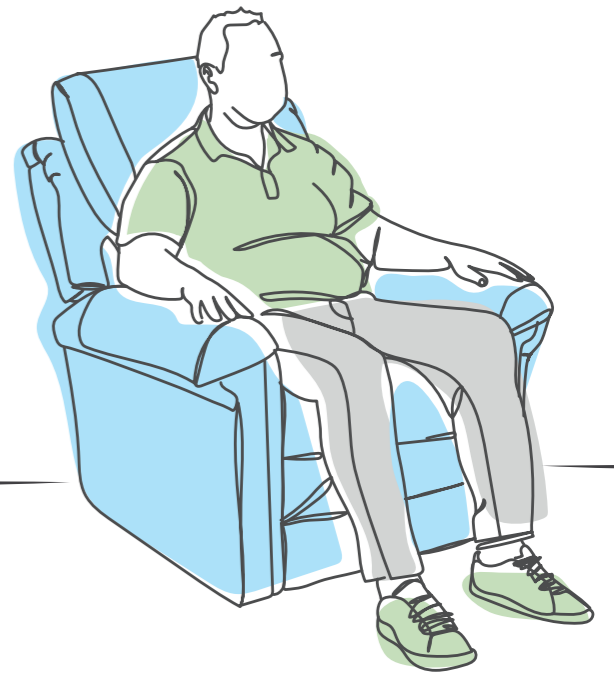
You may also be interested in Aidacare's other 'Solutions for Living' Guides giving product range information for the following areas:

- Arthritis
- Back Conditions
- Bariatric Care
- Carer's Needs
- Dementia
- Effects Of Stroke
- Energy Conservation
- Falls Risks
- Hip And Knee Care
- Mobility And Access
- Neuro Conditions
- Paediatric Care
- Positioning Needs
- Pressure Care
- Therapy And Exercise
- Travel



SUPPORTING BARIATRIC CARE

SOLUTIONS FOR LIVING



4BR125-12 171024



1300 133 120 | aidacare.com.au



CHOOSING BARIATRIC ASSISTIVE TECHNOLOGY

Aidacare has observed the need for equipment with a heavier weight-bearing capacity. This guide has been put together for customers and their carers to showcase Aidacare's diverse Bariatric range.

A client who weighs over 125kg and requires a seat width greater than 50cm is deemed to be bariatric. Careful consideration must be taken when selecting health equipment to ensure it is appropriate and safe.

Aidacare's range of bariatric equipment is engineered to be more robust than our standard range. The increased build-quality results in more durable products that help ensure the safety and independence of our customers.

SWL – Safe Working Load is the manufacturer's recommended maximum weight load for a product. Allowance should also be made for fluctuations in body weight and additional items that may be carried by the equipment user, such as equipment accessories or bags.

NOT QUITE SURE?

Do you need help with product selection and sizes? Please contact Aidacare on 1300 133 120. For Therapist Solutions please enquire about how else we can help you.

For a full range of assistive equipment that may help a patient with bariatric assistance needs, please scan the QR code.



SEATING



Revolution Chair - Bariatric
CHP196840 – Custom Colour
SWL 250kg



Aspire Montana MAXI - Single Action
CHP227400 - Bronze
SWL 220kg



Aspire Raphael Quattro Lift Recline Chair - Maxi
Various colours available
SWL 180kg



Aspire Montana HD Dual Action Custom Lift Recline Chair
Various sizes and colours available
SWL 300kg and 450kg

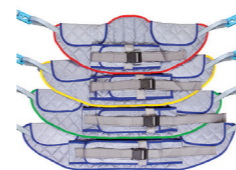


Aspire MAXI Day Chair
CHP208010 - 600-810mm
SWL 310kg

TRANSFER & PRESSURE CARE AIDS



Aidacare Aspire 200S Standing Lifter
LSS390650
SWL 200kg




Aspire Deluxe Padded Standing Sling
Various sizes and configurations available
SWL 300kg



Aidacare Aspire A320 Bariatric Patient Lifter
LSS390630
SWL 320kg



Aspire Deluxe General-Purpose Sling + Head Support
Various sizes and configurations available
SWL 300kg



Equagel Protector Cushion
Various sizes and configurations available
SWL 270kg

MAXI BATHROOM RANGE



Aspire MAXI Shower Stool
BTW119030 - 575-775mm
SWL 310kg



Aspire MAXI Shower Chair
BTS118020 - 575-775mm
SWL 310kg



Aspire MAXI Over Toilet Aid
BTT145020 - 575-775mm
SWL 310kg

BEDS & MATTRESSES



Aspire MAXI Lifestyle Community Bed
BEB046020 - SWL 385kg



Aspire MAXI Lifestyle Mattress Super King
BEM046710 - SWL 350kg



Aspire ComfiMotion Activ Care Bed
Various sizes available
SWL 360kg



Aspire Active Air BARI 10 Bariatric Mattress
Various sizes available
SWL 450kg



Malvestio Botero Bariatric Ward Bed
BEB050200 - SWL 400kg