



SEATING MATTERS CHAIRS



PHOENIX™

The Phoenix™ is the most supportive and functional of the Seating Matters chairs and is available in both adult and childrens sizes.

Designed to give maximum support to the upper body through lateral and head supports. The Phoenix™ will also adapt to the changing needs of a person being rehabilitated or meet the long term needs of a progressive condition. The unique adjustability allows the Phoenix™ to be used with individuals of different dimensions and with varying needs which is ideal for use in acute wards or changing environments.

The adjustable lateral, shoulder and head supports can conform to the person's individual posture and position with fast and easy adjustments. With tilt in space and adjustable components. The Phoenix™ will meet a range of individual support needs, sizes and levels of mobility making it ideal for multiple users. Used in rehabilitation settings, it can assist in the development and maintenance of independence or for those with progressive conditions; it can provide additional support as necessary.

The Phoenix™ is effective for adults with the following disabilities and conditions:

- Cerebral palsy
- Spina bifida
- Spinal cord injury
- Parkinson's disease
- Motor neurone disease
- Stroke
- Multiple sclerosis
- Alzheimers disease
- Advanced dementia
- Osteoporosis

The Phoenix™ is effective in seating clients with the following postural and medical conditions:

- Pressure ulcers
- Reduced upper body tone
- Kyphosis
- Scoliosis
- Muscle contractures
- Oedema



Paediatric Phoenix Chair



* Items are optional

Code	Description	Seat Depth	Seat Width	Total Height	Backrest Height	Seat to Floor	Unit Weight	SWL
CHP197800	Paediatric Phoenix Chair - Paediatric - Manual	290 - 380mm	250 - 400mm	1220mm	680 - 830mm	540mm	57kg	160kg
CHP197805	Phoenix Chair - Large - Manual	390 - 480mm	400 - 500mm	1320mm	850mm	600mm	67kg	160kg
CHP197810	Phoenix Chair - Large - Electric Leg & Tilt	390 - 480mm	400 - 500mm	1320mm	850mm	600mm	67kg	160kg
CHP197815	Phoenix Chair - Large - Electric Leg, Recline & Tilt	390 - 480mm	400 - 500mm	1320mm	850mm	600mm	67kg	160kg
CHP197869	Lateral Supports - Paediatric							
CHP197870	Lateral Supports - Phoenix Chair							

SORRENTO™

A simple to operate and stylish chair which is designed to improve and maximise comfort as well as postural support and pressure management.

With its adaptability and effortless adjustability the Sorrento™ lends itself easily to multi-user environments where the seating needs differ between users. The Sorrento™ can be readjusted to suit the needs of a new user meaning their comfort, posture and pressure management remain uncompromised.

Tilt in space can be used to improve posture and redistribute pressure. This can also be converted to include forward tilt for rehabilitation or in self-transferring situations. The adjustable back angle recline will accommodate users with limited hip flexion and when used in combination with tilt in space it can prevent sliding from the chair.

Optional lateral supports and supportive pillows can help to maintain or improve posture and facilitate functional ability in activities of daily living such as eating and communicating. The correct use of these features and accessories can also reduce common problems such as falling to the side when seated.

The Sorrento™ is effective for adults with the following disabilities and conditions:

- Cerebral palsy
- Spinal cord injury
- Head injury
- Stroke
- Multiple sclerosis
- Parkinson's disease
- Motor neurone disease
- Dementia
- Alzheimers disease

The Sorrento™ is effective in seating clients with the following postural and medical conditions:

- Pressure ulcers
- Kyphosis
- Scoliosis
- Lordosis
- Joint contractures
- Oedema
- Post-operative rehabilitation
- Spasticity
- Low muscle tone
- Fatigue



Bariatric Sorrento Chair



* Items are optional

Code	Description	Seat Depth	Seat Width	Total Height	Backrest Height	Seat to Floor	Unit Weight	SWL
CHP197822	Sorrento Chair - Large - Manual	380 - 480mm	350 - 600mm	1320mm	750mm	600mm	62kg	160kg
CHP197823	Bariatric Sorrento Chair - Large - Electric	410 - 660mm	550 - 850mm	1320mm	750mm	600mm	120kg	294kg

ATLANTA™

A robust and durable chair which provides a safe and comfortable seat for those with vigorous involuntary movements while reducing the risk of falling from the chair.

The Atlanta™ is necessary to comfortably accommodate individuals who may be challenging to seat. It is a unique in that it provides security without compromising function, pressure or postural management.

The integrated tilt and recline mechanism is fundamental in positioning and will reduce the risk of sliding, pressure damage and hazardous postural tendencies like posterior pelvic tilt. The resultant deep seat and high arms is beneficial for those who may be at risk of falling from the chair.

The Atlanta™ is successfully used in the management of lower limb oedema. The variable angle leg rest used in combination with the integrated tilt and recline helps to elevate the feet higher than the heart which is the optimum position for fluid drainage. Individuals with tight hamstrings and contracted legs can also be accommodated due to the negative angle clearance underneath the seat which allows the feet to retract behind the knee without compromising the persons position in the chair.

The Atlanta™ is effective for adults with the following disabilities and conditions:

- Huntington's disease
- Alzheimer's disease
- Lower limb oedema
- Cellulitis
- Advanced dementia
- Parkinson's disease
- Brain Injury

The Atlanta™ has been proven effective for seating clients with the following postural and medical conditions:

- Lower limb oedema and swelling
- Contracted legs
- Risk of pressure ulcers
- Vigorous involuntary movement
- Agitation
- Risk of falling or sliding from chairs



Code	Description	Seat Depth	Seat Width	Total Height	Backrest Height	Seat to Floor	Unit Weight	SWL
CHP197820	Atlanta Chair - Large - Manual	480mm	380 - 500mm	1135mm	750mm	540mm	67kg	160kg
CHP197825	Variable Angle Leg Rest - Atlanta & Monaco Chairs							

MONACO™

The Monaco™ is ideal for users with reduced mobility or sitting balance who require comfort and support without compromising independence in transfers and function.

Its unique angle adjustable seat creates an optimum and safe sitting position when adjusted posteriorly. It reduces sliding, discomfort and shear as it helps to maintain positioning of the pelvis. It can also be adjusted to assist with stand transfers and independent ambulation.

Together with the adjustable back angle recline, waterfall back, optional lateral supports and pressure management materials, a high level of positioning and pressure redistribution is achievable without compromising the function or independence of the user. The Monaco™ accommodates those with tight hamstrings as the negative angle clearance underneath the seat is designed to facilitate safe retraction of the feet behind the knees, ensuring the user's positioning is not dangerously disrupted.

The optional variable angle leg rest can be used to elevate the lower limbs and assist in the management of oedema. The inclusion of swivel castors, push handle and sliding footplate facilitate easy mobility and access to other environments within the home or care facility.

The Monaco™ is effective for those with the following disabilities and conditions:

- Minor Stroke
- Reduced mobility
- Poor sitting balance
- Lower limb swelling and oedema
- Post operative rehab needs
- Postural problems
- Pressure management needs

The Monaco™ is effective for seating clients who:

- Continually slide from chairs
- Need assistance with mobility
- Have flexible joint contractures
- Are at risk of pressure ulcers
- Have oedema or swelling in the lower limbs
- Have tight hamstrings



* Items are optional

Code	Description	Seat Depth	Seat Width	Total Height	Backrest Height	Seat to Floor	Unit Weight	SWL
CHP197827	Monaco Chair - Large - Manual	350 - 550mm	380 - 600mm	1205mm	800mm	350 - 500mm	57kg	160kg
CHP197825	Variable Angle Leg Rest - Atlanta & Monaco Chairs							

MILANO™

The Milano™ tilt in space chair is designed as a simple, adjustable and affordable care chair. It gives support, comfort and pressure management to patients who have low to medium support needs and those who still maintain a degree of mobility. If a persons' needs change in future, the Milano™ can give more support as time goes on.

The Milano™ is designed for:

- Home care
- Care facilities
- Acute care
- Contracts
- Equipment loan stores
- Rentals

Its effortless adjustability and ease of use means that the Milano™ can be ordered online or over the phone and easily set up to suit the users' needs. A range of accessories are available.

The Milano™ is available both Manual and Electric models. The Manual version has gas assisted tilt-in-space, an elevating leg rest and back angle recline. The Electric Version has a three feature controller handset that includes motorised tilt-in-space, elevating leg rest and back angle recline. The Electric Milano includes a Linak Lithium Battery Control Box allowing the chair to be used without connection to mains power.



Electric Milano Chair



Code	Description	Seat Depth	Seat Width	Total Height	Backrest Height	Seat to Floor	Unit Weight	SWL
CHP197995	Milano Chair	375 - 820mm	400 - 500mm	1400mm	700mm	500mm	52kg	159kg
CHP197997	Milano Electric Chair with Tilt and Recline	375 - 820mm	400 - 500mm	1400mm	700mm	500mm	52kg	159kg
CHP197872	Lateral Supports							

DENVER™

The Denver™ chair has been clinically designed to bring pressure management, posture support and comfort to riser recliner chairs. It has full pressure care materials throughout the sitting surface, adjustable posture supports and a stand assist riser function. The Denver™ has dual motors, providing leg elevation and tilt in space positioning as well as adjustable recline angle. The tilt in space combined with back recline can reduce sliding from the chair, while the riser function helps the user to a standing position to promote easier independent transfers.

The Denver™ is upholstered in Dartex, a multi stretch, pressure management material used in all Seating Matters chair to help prevent pressure injuries. It includes a high grade memory foam seat cushion and waterfall back rest to provide all day comfort and pressure care.

To provide the best possible fit, the Denver™ is adjustable in seat depth, back rest configuration and has the option of lateral supports to help maintain posture. It uses hospital grade materials to ensure easy cleaning and reduce infection risk. All areas of the Denver™ are able to be cleaned and the cushion can be removed. For multi-user environments, hospitals and equipment loan stores, the Denver™ is completely modular and all parts can be replaced.

The Denver™ is effective for those with the following disabilities and conditions:

- People requiring assisted stand function
- People with deteriorating function and mobility
- Dementia
- Parkinson's disease
- Multiple sclerosis
- Stroke
- Pressure ulcers (also known as pressure injuries or bed sores)
- Moderate kyphosis, scoliosis & lordosis
- Muscle & joint contractures
- Oedema (Edema) or swelling of the lower limbs
- Post-operative rehab needs
- Spasticity
- Low muscle tone
- Support for hip abduction & windswept postures
- Fatigue



Code	Description	Seat Depth	Seat Width	Total Height	Backrest Height	Seat to Floor	Unit Weight	SWL
CHP197832	Denver Chair - 450mm	457mm	450mm	1090mm	690mm	400-500mm	57kg	136.5kg
CHP197833	Denver Chair - 500mm	457mm	500mm	1090mm	690mm	400-500mm	57kg	136.5kg
CHP197873	Lateral Supports							

ACCESSORIES

ARMREST COVER



Code	Description
CHP197830	Cover - Phoenix Chair
CHP197835	Cover w/1in Padding - Phoenix Chair
CHP197840	Cover w/2in Padding - Phoenix Chair
CHP197845	Cover w/1in Padding - Phoenix Paed Chair
CHP197850	Cover w/2in Padding - Phoenix Paed Chair
CHP197855	Cover w/1in Padding - Atlanta Chair
CHP197860	Cover w/2in Padding - Atlanta Chair

SEAT CUSHION




Code	Description
CHP197910	350mm - Phoenix Paed Chair
CHP197915	450mm - Phoenix Chair
CHP197920	500mm - Atlanta Chair
CHP197925	Custom - Phoenix, Paed Phoenix & Atlanta Chairs

LATERAL SUPPORTS




Code	Description
CHP197869	Lateral Supports - Paed Phoenix Chair
CHP197870	Lateral Supports - Phoenix Chair
CHP197872	Lateral Supports - Milano Chair
CHP197873	Lateral Supports - Denver Chair

SEAT BELT



Code	Description
CHP197880	4 Point Seat Belt - Phoenix, Paed Phoenix & Atlanta Chairs
CHP197885	Single Seat Belt - Phoenix, Paed Phoenix & Atlanta Chairs

TWIN CASTORS



Code	Description
CHP197890	Twin Castors - Phoenix, Paed Phoenix & Atlanta Chairs

REMOVABLE SEAT COVER




Code	Description
CHP197895	Removable Seat Cover - Phoenix, Paed Phoenix & Atlanta Chairs

VARIABLE LEG REST



Code	Description
CHP197825	Variable Leg Rest - Atlanta Chair

LEG LATERALS



Code	Description
CHP197864	Leg Laterals - Paed Phoenix Chair
CHP197865	Leg Laterals - Phoenix Chair

TRAY TABLE



Code	Description
CHP197875	Tray Table - Phoenix, Paed Phoenix & Atlanta Chairs

TILT ANGLE DISPLAY



Code	Description
CHP197905	Tilt Angle Display - Phoenix Chair

PADDED FOOTPLATE



Code	Description
CHP197900	Padded Footplate - Phoenix, Paed Phoenix & Atlanta Chairs

HEAD CUSHION



Code	Description
CHP197930	Concave - Phoenix, Paed Phoenix & Atlanta Chairs
CHP197935	Horse Shoe - Phoenix, Paed Phoenix & Atlanta Chairs
CHP197940	Standard - Phoenix, Paed Phoenix & Atlanta Chairs

FABRIC OPTIONS



Riviera Menton



Rosso Red



Ocean Blue



Cobalt Black



Grape Purple



Taurus Cream



Mocha

Please Note: Some fabrics may not be available in your area, please check with your local Aidacare representative or contact 1300 133 120 for more information.